

# FCSS

## Floor Covering Standard Symbols



**eufca**

European  
Floor Coverings  
Association

# INTRODUCTION

Resilient, textile, laminate and modular-mechanical-locked floor coverings and the combination of these floorcoverings with underlays, have a number of specific characteristics and are classified in a number of use classes.

In order to make the classification and these specific characteristics understandable and recognizable to the consumer, graphic symbols have been developed.

Technical Committee CEN/TC 134 "Resilient, textile, laminate and modular mechanical locked floor coverings" has developed the CEN standard EN 15398 „Resilient, textile, laminate and modular mechanical locked floor coverings (MMF) – Floor covering standard symbols“

For practical reasons, only symbols for characteristics linked directly to a European or ISO Standard have been developed.

# COPYRIGHT© NOTICE

The use of these symbols is free but the symbols are copyright protected by CEN. The symbols may not be altered, changed in any way except size and colour.

Similarly, no parts or elements of these symbols may be copied or redesigned in order to create new symbols not included in this document. The symbols can only be used when the corresponding product characteristic is tested or classified according to the related standard.

The symbols are available free of charge via [www.floorsymbols.com](http://www.floorsymbols.com) On this website, you can find all necessary information. You can download true type fonts for all symbols as well as .jpg and .eps files of all symbols.

The symbols are ordered in 3 groups reflecting the 3 main product groups: textile (T), resilient (R) and Laminate + MMF (L). In addition you will also find a folder containing all symbols. The filenames have been reworked compared to older versions. Now the file name indicates the name of the symbol and code (R,T or L) which indicate for which type of flooring the symbols can be used. Detailed information can be found in this document. A character next to symbols indicates the keyboard shortcut to the symbol when using the corresponding truetype font.





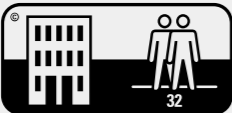



# Common symbols for all floor coverings


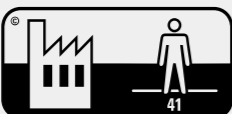
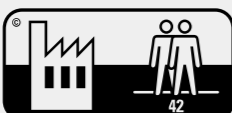

FCSS-Font: any

## Use Classes

In EN ISO 10874 a classification system for different use classes is described, with references to the relevant product standards. In the following the pictograms, as defined in EN 15398 are listed.




- 0  Class 21 Domestic moderate/light
- 1  Class 22 Domestic general/medium
- 2  Class 23 Domestic heavy
- 3  Class 31 Commercial moderate
- 4  Class 32 Commercial general
- 5  Class 33 Commercial heavy

**! resilient only**

- 6  Class 34 Commercial very heavy  
only for resilient floor coverings
- 7  Class 41 Industrial moderate  
only for resilient floor coverings
- 8  Class 42 Industrial general  
only for resilient floor coverings
- 9  Class 43 Industrial heavy  
only for resilient floor coverings

## Acoustic properties

The sound absorption properties of textile resilient and laminate floor coverings are determined according to EN ISO 354, EN ISO 11654. The pictogram should be accompanied by the determined value.

- p  Impact noise reduction
- q  **Sound absorption:**  
Walking noise properties of textile resilient and laminate floor coverings are determined according to EN 16205.
- r  **Walking noise:**  
The impact noise reduction properties of textile resilient and laminate floor coverings are determined according to EN ISO 717-2.

## Castor chair suitability

The suitability for castor chair use of textile, resilient and laminate floor coverings is specified in EN 1307 (T), EN 985 (T), EN 14215 (T), EN 425 (R+L), EN 13329 (L), EN 14978 (L), EN 15468 (L).

- s  Castor chair continuous use
- t  Castor chair occasional use

## Dimensional stability

The dimensional stability of textile, resilient and laminate floor coverings is specified in EN 669 (R), EN 13329 (L), EN 14978 (L), EN 15468 (L), EN 986 (T), EN 1307 (T).

- u  Dimensional stability


## Tile size


The size of tiles of textiles and resilient floor coverings is determined according to EN ISO 24342 (R+T), EN 994 (T). The pictogram should be accompanied by the determined value.

- z  Tile size

## Horizontal electrical resistance

The horizontal electrical resistance of textile, resilient and laminate floor coverings is determined according to EN 1081 (R+L), ISO 10965 (T).

**W**  Horizontal resistance  $\leq 10^6 \Omega$

**X**  Horizontal resistance  $\leq 10^9 \Omega$

## Total mass


The total mass of textiles and resilient floor coverings is determined according to EN ISO 23997 (R), ISO 8543 (T). The pictogram should be accompanied by the determined value.

**%**  Total weight

## Total thickness

The total thickness is determined according to EN ISO 24346 (R), EN ISO 24340, ISO 1765 (T), ISO 24337 (L+M)

**#**  Total thickness

**j**  Thickness of wearlayer or uselayer (T)


## EPD (Environmental Product Declaration)

Environmental claims according to EN ISO 14025, EN 15804 can be visualized with, the following pictogram:

**V**  Environmental Product Declaration

## Light reflection

A new standard is currently under development

**y**  Light reflection of floor covering

## Corresponding jpg- and eps-files

All foorsymbols can be download seperatly as .jpg- or .eps-package (zip-files). The file names of the symbols shown in this sections are:

FCSS\_RTL\_UseClass-21.jpg  
FCSS\_RTL\_UseClass-22.jpg  
FCSS\_RTL\_UseClass-23.jpg  
FCSS\_RTL\_UseClass-31.jpg  
FCSS\_RTL\_UseClass-32.jpg  
FCSS\_RTL\_UseClass-33.jpg  
FCSS\_RTL\_UseClass-34.jpg  
FCSS\_RTL\_UseClass-41.jpg  
FCSS\_RTL\_UseClass-42.jpg  
FCSS\_RTL\_UseClass-43.jpg

FCSS\_RTL\_AcousticImpactNoise.jpg  
FCSS\_RTL\_AcousticSoundAbsorption.jpg  
FCSS\_RTL\_AcousticWalkingNoise.jpg

FCSS\_RTL\_CastorChair-continuous.jpg  
FCSS\_RTL\_CastorChair-occasional.jpg

FCSS\_RTL\_DimensionalStability.jpg

FCSS\_RTL\_TileSize.jpg

FCSS\_RTL\_HorizontalResistance\_10-6.jpg  
FCSS\_RTL\_HorizontalResistance\_10-9.jpg

FCSS\_RTL\_TotalWeight.jpg

FCSS\_RTL\_TotalThickness.jpg

FCSS\_RTL\_LightReflection.jpg

FCSS\_RTL\_EPD.jpg

## Common symbols for resilient and textile floor coverings

FCSS-Font: Textile or Resilient

### Roll length and roll width

The roll length and roll width of textile, resilient and laminate floor coverings are determined according to EN ISO 24341.

**o**  Roll length

**n**  Roll width

### Corresponding jpg- and eps-files

All floor symbols can be downloaded separately as .jpg- or .eps-package (zip-files). The file names of the symbols shown in this section are:

FCSS\_RT\_RollLength.jpg  
FCSS\_RT\_RollWidth.jpg

## Common symbols for resilient and laminate floor coverings

FCSS-Font: Resilient or Laminate

### Residual indentation

The residual indentation of resilient and laminate floor coverings is determined according to ISO 24343

**k**  Residual indentation


### Impact resistance

The impact resistance of laminate and resilient floor coverings is specified in EN 13329 (L), EN 14978

**l**  Impact resistance

### Effect of a furniture leg

The effect of a furniture leg on a resilient floor covering is determined according to ISO 24343 (all parts).

**f**  Effect of a furniture leg

### Staining resistance

The staining resistance of laminate and resilient floor coverings is specified in EN ISO 26987 (R) and EN 438-1 (L).

**m**  Staining resistance

### Abrasion resistance

The abrasion resistance of laminate and resilient floor coverings is specified in ISO 24338 (L), EN 660-2 (R).

**B**  Abrasion resistance

### Corresponding jpg- and eps-files

All floor symbols can be downloaded separately as .jpg- or .eps-package (zip-files). The file names of the symbols shown in this section are:











FCSS\_RL\_ResistanceStaining.jpg  
FCSS\_RL\_ResistanceImpact.jpg  
FCSS\_RL\_Indentation.jpg  
FCSS\_L\_AbrasionResistance.jpg  
FCSS\_R\_EffectFurnitureLeg.jpg

## Specific symbols for textile floor coverings

FCSS-Font: Textile






### Fibre Composition

The fibre composition of the use surface of textiles floor coverings can be identified by the following pictograms and are related to the EU Regulation (EU) No 1007/2011 of the European Parliament and of the Council of 27 September 2011 on textile fibre names and related labelling and marking of the fibre composition of textile products and repealing Council Directive 73/44/EEC and Directives 96/73/EC and 2008/121/EC of the European Parliament and of the Council.

|          |   |                       |          |  |                       |
|----------|---|-----------------------|----------|--|-----------------------|
| <b>G</b> |    | Cotton                | <b>R</b> |    | Polyacryl-nitrile     |
| <b>H</b> |    | Viscose               | <b>S</b> |    | Polyester (all types) |
| <b>I</b> |   | Hair                  | <b>T</b> |   | Polpropylene          |
| <b>J</b> |  | Jute                  | <b>V</b> |  | Sisal                 |
| <b>Q</b> |  | Polyamide (all types) | <b>Z</b> |  | Wool                  |



### Luxury Classes

The luxury class of textile floor coverings is specified in EN 1307 (T - wall to wall) and EN 14215 (T - rugs and runners).

|          |   |      |          |  |      |
|----------|---|------|----------|--|------|
| <b>L</b> |  | LC 1 | <b>O</b> |  | LC 4 |
| <b>M</b> |  | LC 2 | <b>P</b> |  | LC 5 |
| <b>N</b> |  | LC 3 |          |  |      |


### Stair Suitability

The stair suitability of textile floor coverings is specified in EN 1307 (T - wall to wall), and EN 14215 (T - rugs and runners).

|          |   |  |
|----------|---|--|
| <b>W</b> |  | Stairs continuous use (mainly commercial area)   |
| <b>X</b> |  | Stairs occasional use (mainly domestic use area) |

### Fraying resistance

The fraying behaviour of textile floor coverings is specified in the relevant product standard EN 1307 (T), EN 1814 (T), EN ISO 10833 (T)..

|          |   |  |
|----------|---|--|
| <b>U</b> |  | Stairs occasional use (mainly domestic use area) |
|----------|---|--|


### Light Fastness

The light fastness of textile floor coverings is specified in the relevant product standard EN 1307 (T).

|          |   |                |
|----------|---|----------------|
| <b>K</b> |  | Light Fastness |
|----------|---|----------------|

### Sutability for use in incidental humid conditions

The suitability for use in incidental humid conditions specified in EN 1307 (T).

|          |   |   |
|----------|---|---|
| <b>Y</b> |  | Suitability under incidental humid conditions |
|----------|---|---|

## Corresponding jpg- and eps-files

All foorsymbols can be download seperatly as .jpg- or .eps-package (zip-files). The file names of the symbols shown in this sections are:

FCSS\_T\_CO-Cotton.jpg  
FCSS\_T\_CV-Viscose.jpg  
FCSS\_T\_HA-Hair.jpg  
FCSS\_T\_JU-Jute.jpg  
FCSS\_T\_PA-Polyamide.jpg  
FCSS\_T\_PAN-Polyacrylnitrile.jpg  
FCSS\_T\_PES-Polyester.jpg  
FCSS\_T\_PP-Polypropylene.jpg  
FCSS\_T\_SISAL.jpg  
FCSS\_T\_WO-Wool.jpg  
FCSS\_T\_LuxuryClass-LC1.jpg  
FCSS\_T\_LuxuryClass-LC2.jpg  
FCSS\_T\_LuxuryClass-LC3.jpg  
FCSS\_T\_LuxuryClass-LC4.jpg  
FCSS\_T\_LuxuryClass-LC5.jpg

FCSS\_T\_Stairs-continuous.jpg  
FCSS\_T\_Stairs-occasional.jpg

FCSS\_T\_ResistancetoFraying.jpg  
FCSS\_T\_LightFastness.jpg

FCSS\_T\_SuitabilityHumidConditions.jpg

## Specific symbols for resilient floor coverings

FCSS-Font: Resilient

### Enhanced slip property

The suitability for use in incidental humid conditions specified in EN 1307 (T).

g

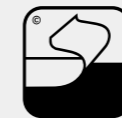


Suitability under incidental humid conditions

### Flexibility

The flexibility of resilient floor coverings is specified in en ISO 24344 (R).

h



Flexibility of resilient floorings

### Resistance to chemicals

The resistance to chemicals of resilient floor coverings is specified in EN ISO 26987 (R).

i



Resistance to chemicals

## Corresponding jpg- and eps-files

All foorsymbols can be download seperatly as .jpg- or .eps-package (zip-files). The file names of the symbols shown in this sections are:

FCSS\_R\_EnhancedSlip.jpg  
FCSS\_R\_Flexibility.jpg  
FCSS\_R\_ResistanceChemicals.jpg

## Specific symbols for laminate floor coverings

FCSS-Font: Laminate

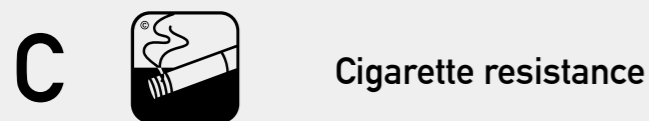
### Locking strength of mechanically assembled panels

The locking strength is specified in ISO 24224 (I).



### Cigarette resistance

The cigarette resistance of laminate floor coverings is specified in EN 438-1 (L).



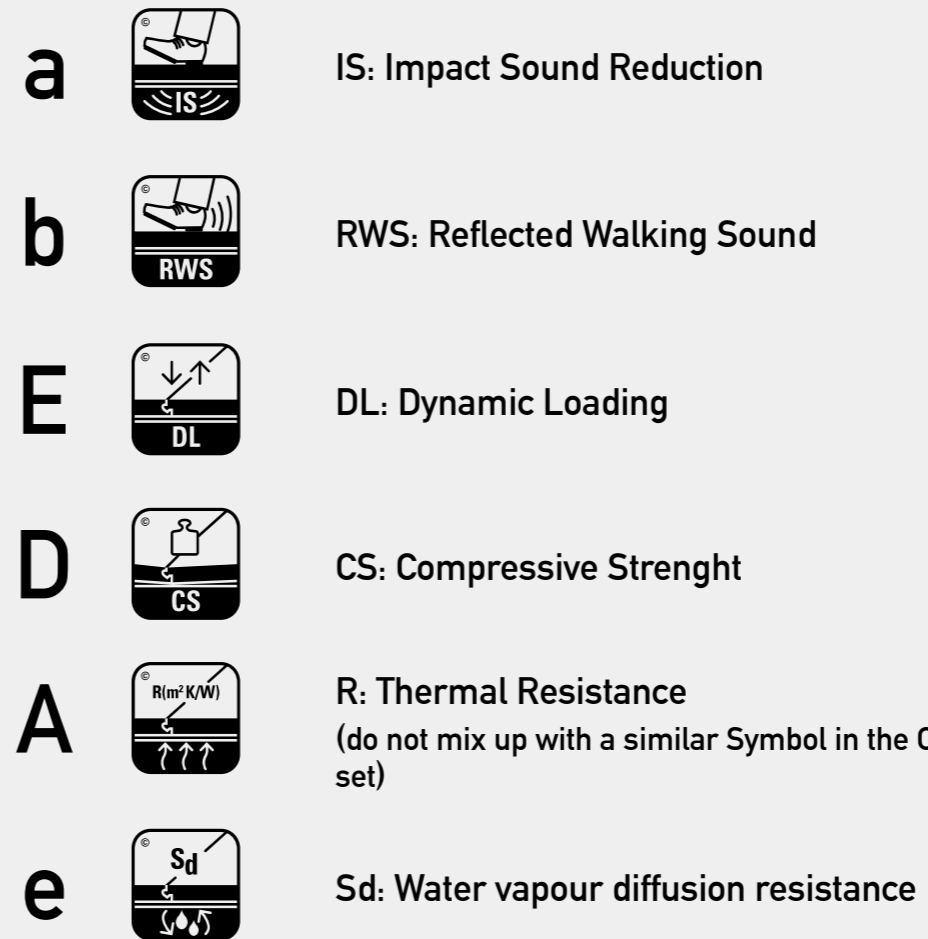
### Swelling

The swelling behaviour of laminate floor coverings is specified in EN 13329 (L), EN 14978 (L), EN 15468 (L).



### Additional symbols for underlays used with laminate floor coverings

The following pictograms are related to the characteristics of underlays of laminate floor coverings and are determined according to CEN/TS 16354 (L). (All symbols below need to be accompanied by the corresponding value of the characteristic, e.g. CS = 10kPa).



### Corresponding jpg- and eps-files

All foorsymbols can be be download seperatly as .jpg- or .eps-package (zip-files). The file names of the symbols shown in this sections are:

FCSS\_L\_LockingStrength.jpg  
FCSS\_L\_CigaretteResistance.jpg  
FCSS\_L\_ThicknessSwelling-commercial.jpg  
FCSS\_L\_ThicknessSwelling-residential.jpg  
FCSS\_L\_ReductionImpactSound.jpg  
FCSS\_L\_RefelctedWalkingSond.jpg  
FCSS\_L\_DynamicLoading-DL.jpg  
FCSS\_L\_CompresionStrength-CS.jpg  
FCCS\_L\_ThermalResistance-underlay.jpg  
FCSS\_L\_VapourDiffusion-SD.jpg



## Symbols for CE -Labelling

FCSS-Font: CE

Due to the current standstill in the revision of the CPR, EN 14041: 2004/ AC:2006 remains the relevant harmonised standard for CE marking. As the symbols intended for CE marking are not listed in a normative annex in this standard, different to the updated version en 14041:2018, their use is not permitted under strict compliance with the legal circumstances. In most cases though, there is no objection to using the symbols for providing the value of essential characteristics in the CE-mark and the DOP.

## Fire classes

As part of the revision of the EN 14041 standard, the symbols used to identify the fire classes have been revised. Compared to the old symbols, which only communicated the respective fire class, the new symbols are expanded to include additional information that describes the respective condition of the floor covering in the context of the approval test and thus also clearly describes the installation condition in the building.

The letter combinations used for this mean:

### 1. State of installation






L = loose laid    G = glued

### 2. Type of subfloor






CS = combustable substrate    NCS = non combustable substrate

Fl indicates that this fireclass applies only to floorings






## Fireclass A1-fl

|          |   |               |          |  |
|----------|---|---------------|----------|--|
| <b>c</b> |  | A1-fl General |          |  |
| <b>f</b> |  | A1-fl L/CS    | <b>d</b> |  A1-fl G/CS  |
| <b>g</b> |  | A1-fl L/NCS   | <b>e</b> |  A1-fl G/NCS |






## Fireclass A2-fl-s1

|          |   |                 |          |  |
|----------|---|-----------------|----------|--|
| <b>c</b> |  | A2-fl -s1       |          |  |
| <b>l</b> |  | A2-fl-s1 L/CS   | <b>j</b> |  A1-fl-s1 G/CS  |
| <b>m</b> |  | A2-fl -s1 L/NCS | <b>k</b> |  A1-fl-s1 G/NCS |






## Fireclass A2-fl-s2

|          |   |                 |          |  |
|----------|---|-----------------|----------|--|
| <b>i</b> |   | A2-fl -s2       |          |  |
| <b>p</b> |  | A2-fl-s2 L/CS   | <b>n</b> |  A1-fl-s2 G/CS  |
| <b>q</b> |  | A2-fl -s2 L/NCS | <b>o</b> |  A1-fl-s2 G/NCS |






## Fireclass A2-fl-s2

|          |   |                 |          |  |
|----------|---|-----------------|----------|--|
| <b>i</b> |  | A2-fl -s2       |          |  |
| <b>p</b> |  | A2-fl-s2 L/CS   | <b>n</b> |  A1-fl-s2 G/CS  |
| <b>q</b> |  | A2-fl -s2 L/NCS | <b>o</b> |  A1-fl-s2 G/NCS |






### Fireclass B-fl-s1

|          |   |                   |  |
|----------|---|-------------------|--|
| <b>r</b> |  | B-fl -s1          |  |
| <b>v</b> |  | B-fl-s1<br>L/CS   | <b>t</b>   |
| <b>w</b> |  | B-fl -s1<br>L/NCS | <b>u</b>   |
|          |   |                   |  |
|          |   |                   |  |






### Fireclass B-fl-s2

|          |   |                   |  |
|----------|---|-------------------|--|
| <b>s</b> |   | B-fl -s2          |  |
| <b>z</b> |  | B-fl-s2<br>L/CS   | <b>x</b>   |
| <b>a</b> |  | B-fl -s2<br>L/NCS | <b>y</b>   |
|          |   |                   |  |
|          |   |                   |  |






### Fireclass C-fl-s1

|          |   |                   |  |
|----------|---|-------------------|--|
| <b>B</b> |  | C-fl -s1          |  |
| <b>F</b> |  | C-fl-s1<br>L/CS   | <b>D</b>   |
| <b>G</b> |  | C-fl -s1<br>L/NCS | <b>E</b>   |
|          |   |                   |  |
|          |   |                   |  |






### Fireclass C-fl-s2

|          |   |                   |   |
|----------|---|-------------------|---|
| <b>C</b> |  | C-fl -s2          |   |
| <b>J</b> |  | C-fl-s2<br>L/CS   | <b>H</b>  |
| <b>K</b> |  | C-fl -s2<br>L/NCS | <b>I</b>  |
|          |   |                   |  |
|          |   |                   |  |


### Fireclass D-fl-s1

|          |   |                   |   |
|----------|---|-------------------|---|
| <b>L</b> |   | D-fl -s1          |   |
| <b>P</b> |  | D-fl-s1<br>L/CS   | <b>N</b>  |
| <b>Q</b> |  | D-fl -s1<br>L/NCS | <b>O</b>  |
|          |   |                   |  |
|          |   |                   |  |


### Fireclass D-fl-s2

|          |   |                   |   |
|----------|---|-------------------|---|
| <b>M</b> |  | D-fl -s2          |   |
| <b>T</b> |  | D-fl-s2<br>L/CS   | <b>R</b>  |
| <b>U</b> |  | D-fl -s2<br>L/NCS | <b>S</b>  |
|          |   |                   |  |
|          |   |                   |  |


## Fireclass E-fl

V  E-fl (general)

## Fireclass F-fl

W  F-fl (general)

## Content of PCP ( Pentachlorophenol )


1  Class DL - Content below Detection Limit


## Emissions of HCHO ( Formaldehyde )

X  Emission Class E1


Y  Emission Class E2


## Thermal behaviour (conductivity or resistance)

6  Thermal conductivity, extrapolated to 23° C


7  Thermal resistance, extrapolated to 23° C

## Electrical behaviour


b  Antistatic - general, measured value to be added next to the symbol


a  Antistatic - body voltage below 2,0 kV

%  Vertical resistance  $\leq 10^9 \Omega$  - static dissipative


#  Vertical resistance  $\leq 10^6 \Omega$  - conductive

## Slip resistance


4  Declared Slip, measured value to be added next to the symbol


3  Slip resistance equal or above 0,3

## Watertightness

9  Watertightness (only for resilient floor coverings)

## General

0  The CE -label itself

5  NPD: No Performance Declared, can be used instead of the letters „NPD“

## Corresponding jpg- and eps-files

All foorsymbols can be be download seperatly as .jpg- or .eps-package (zip-files). The file names of the symbols shown in this sections are:

FCSS\_CE\_Fire-A1-fl\_0.jpg  
FCSS\_CE\_Fire-A1-fl\_G-CS.jpg  
FCSS\_CE\_Fire-A1-fl\_G-NCS.jpg  
FCSS\_CE\_Fire-A1-fl\_L-CS.jpg  
FCSS\_CE\_Fire-A1-fl\_L-NCS.jpg  
FCSS\_CE\_Fire-A2-fl\_s1.jpg  
FCSS\_CE\_Fire-A2-fl\_s2.jpg  
FCSS\_CE\_Fire-A2-fl-s1\_G-CS.jpg  
FCSS\_CE\_Fire-A2-fl-s1\_G-NCS.jpg  
FCSS\_CE\_Fire-A2-fl-s1\_L-CS.jpg  
FCSS\_CE\_Fire-A2-fl-s1\_L-NCS.jpg  
FCSS\_CE\_Fire-A2-fl-s2\_G-CS.jpg  
FCSS\_CE\_Fire-A2-fl-s2\_G-NCS.jpg  
FCSS\_CE\_Fire-A2-fl-s2\_L-CS.jpg  
FCSS\_CE\_Fire-A2-fl-s2\_L-NCS.jpg  
FCSS\_CE\_Fire-B-fl\_s1.jpg  
FCSS\_CE\_Fire-B-fl\_s2.jpg  
FCSS\_CE\_Fire-B-fl-s1\_G-CS.jpg  
FCSS\_CE\_Fire-B-fl-s1\_G-NCS.jpg  
FCSS\_CE\_Fire-B-fl-s1\_L-CS.jpg  
FCSS\_CE\_Fire-B-fl-s1\_L-NCS.jpg  
FCSS\_CE\_Fire-B-fl-s2\_G-CS.jpg  
FCSS\_CE\_Fire-B-fl-s2\_G-NCS.jpg  
FCSS\_CE\_Fire-B-fl-s2\_L-CS.jpg  
FCSS\_CE\_Fire-B-fl-s2\_L-NCS.jpg  
FCSS\_CE\_Fire-C-fl\_s1.jpg  
FCSS\_CE\_Fire-C-fl\_s2.jpg  
FCSS\_CE\_Fire-C-fl-s1\_G-CS.jpg  
FCSS\_CE\_Fire-C-fl-s1\_G-NCS.jpg  
FCSS\_CE\_Fire-C-fl-s1\_L-CS.jpg  
FCSS\_CE\_Fire-C-fl-s1\_L-NCS.jpg  
FCSS\_CE\_Fire-C-fl-s2\_G-CS.jpg  
FCSS\_CE\_Fire-C-fl-s2\_G-NCS.jpg  
FCSS\_CE\_Fire-C-fl-s2\_L-CS.jpg  
FCSS\_CE\_Fire-C-fl-s2\_L-NCS.jpg  
FCSS\_CE\_Fire-D-fl\_s1.jpg  
FCSS\_CE\_Fire-D-fl\_s2.jpg  
FCSS\_CE\_Fire-D-fl-s1\_G-CS.jpg  
FCSS\_CE\_Fire-D-fl-s1\_G-NCS.jpg  
FCSS\_CE\_Fire-D-fl-s1\_L-CS.jpg  
FCSS\_CE\_Fire-D-fl-s1\_L-NCS.jpg  
FCSS\_CE\_Fire-D-fl-s2\_G-CS.jpg  
FCSS\_CE\_Fire-D-fl-s2\_G-NCS.jpg  
FCSS\_CE\_Fire-D-fl-s2\_L-CS.jpg  
FCSS\_CE\_Fire-D-fl-s2\_L-NCS.jpg  
FCSS\_CE\_Fire-E-fl.jpg  
FCSS\_CE\_Fire-F-fl.jpg  
FCSS\_CE\_PCP\_below-  
DetectionLimit\_DL.jpg  
FCSS\_CE\_HCHO\_E1.jpg  
FCSS\_CE\_HCHO\_E2.jpg  
FCSS\_CE\_HCHO\_NotAdded.jpg  
FCSS\_CE\_Thermal-Conductivity\_23.jpg  
FCSS\_CE\_Thermal-Resistance\_23.jpg  
FCSS\_CE\_Electricalbehaviour-  
Antistatic\_2kV.jpg  
FCSS\_CE\_Electricalbehaviour-  
Antistatic.jpg  
FCSS\_CE\_Electricalbehaviour-10e6.jpg  
FCSS\_CE\_Electricalbehaviour-10e9.jpg  
FCSS\_CE\_Slip-Resistance\_0.30.jpg  
FCSS\_CE\_Slip-  
Resistance\_DeclaredSalue\_DS.jpg  
FCSS\_CE\_WaterTight.jpg  
FCSS\_CE\_MARK.jpg  
FCSS\_CE\_NPD.jpg